

# How to Properly Sort and Dispose of Garbage and Recyclable Resources

Please help to keep garbage collection and recyclable resource sites clean by following the rules for sorting and disposing of garbage and recyclable resources properly. Out of consideration for those living near the collection sites, please do not litter these designated areas with garbage or recyclable resources.

## Recyclable Resources

### Used papers

Newspapers, magazines  
Milk/juice paper cartons  
Corrugated cardboard

### Glass bottles

Empty food and drink  
bottles

### Cans

Empty food and  
beverage cans

Every

## Combustible Garbage

Kitchen scraps; cloth and paper scraps; small amounts of wood, branches, and leaves; , plastic items (except plastic bottles); rubber or leather items; etc.

Every

and

## Noncombustible Garbage

Items made of metal, glass, or ceramics; spray cans/lighters that are completely empty; small household appliances that are 30 cm or less per side; etc.

Every

and



of the month

Note: Garbage is not collected between the 29th and 31st of the month.

## Plastic Bottles

Remove the cap and label, rinse lightly, and crush flat.

Every

and



of the month

Note: Plastic bottles are not collected between the 29th and 31st of the month.

## Large-sized Garbage

(Items measuring more than 30 cm per side)

Note: You must apply in advance for collection, and a collection fee will be charged.

### Setagaya Large-sized Garbage Receiving Center

Tel: 03-5715-1133

Applications are also accepted via the Internet 24 hours a day year-round.

Notes: 1. Except regular maintenance days.

2. In English, Chinese, Korean, Portuguese and Spanish

Hours:  
Mon. through Sat.,  
8 a.m. to 9 p.m.

**Air conditioners, TVs,  
washing machines/clothes dryers,  
refrigerators (including mini fridges and  
electric cooling/heating boxes)/freezers**

Note: You must apply in advance for collection, and a collection fee will be charged.

Ask the appliance retailer where you purchased your appliance or the shop where you are buying a replacement to handle your old appliance. Or contact:

**Until May 28, 2022**

#### Home Appliance Recycling Center

Tel: 03-5296-7200 (in Japanese or English only)

Reception Hours: Monday through Saturday (Open on national holidays as well), 8:00 a.m. to 5:00 p.m.

Application via the Internet: <https://kaden23rc.tokyokankyo.or.jp/>

**From May 30, 2022**

#### Home Appliance Recycling Center

Tel: 0570-087200 (Navi-Dial; in Japanese or English only)

Reception Hours: Monday through Friday (Closed on national holidays), 9:00 a.m. to 5:00 p.m.

Application via the Internet: <https://kaden23rc.jp/>

Please see the attached Recyclable Resources and Garbage Collection Schedule and write the schedule for your area in the spaces above.

- Please take your garbage and recyclable resources to the designated site by 8 a.m. on collection day. Garbage and recyclable resources are also collected on national holidays. For early-morning collection areas (such as some areas near Sangenjaya Station and Shimo-kitazawa Station), please take combustible and noncombustible garbage to the designated site by 7 a.m. on the designated collection day.
- For collection of garbage and recyclable resources during year-end/New Year holidays, please see the collection calendar posted on the city's website.
- For inquiries concerning collection sites for garbage and recyclable resources, please ask your local Waste Collection Office.
- Since the collection day for recyclable resources conducted by collection groups is different, please take your items to the designated location on the group collection day.

# Detailed Instructions on How to Sort and Dispose of Garbage and Recyclable Resources

- Please take garbage and recyclable resources to the designated site **by 8 a.m. (7 a.m. in some areas)** on collection day. Garbage and recyclable resources are also collected on national holidays.
- Please **DO NOT** dispose of garbage or put out recyclable resources the day before a collection day. Doing so detracts from the beauty of the area, and crows may target the garbage.
- **Fees are charged if you dispose of large amounts of garbage (about four 45-liter bags or more) or you need to dispose of garbage on non-regular days.** Contact your local Waste Collection Office for more information about dates, times and fees.

Note: It may not be possible to handle items during busy seasons, such as the yearend/New Year's period.

The collection days for recyclable resources, plastic bottles, combustible garbage, and noncombustible garbage vary depending on the area where you live. Please check the Recyclable Resources and Garbage Collection Schedule insert and write the schedule for your area in the blank spaces.

## Recyclable Resources

### Used Paper

### Disposal Procedures

Bundle newspaper, magazines, milk/juice paper cartons, and cardboard separately with strings. When using garbage boxes, leave recyclables outside of the boxes.

Newspapers/flyers



Bundle with string in a criss-cross fashion without using adhesive tape.

Magazines, etc.

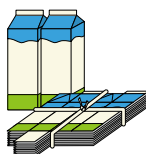


Corrugated cardboard




Dispose of styrofoam used for packaging as **combustible garbage**.

Milk/juice paper cartons



**The following items cannot be collected as recyclable resources. Please treat them as **combustible garbage**.**

- Paper that smells or is stained with oil or other substances (such as boxes that held incense, pizza, or detergent)
- Specially-processed paper, such as waterproof paper (yogurt or ice cream containers; sealed postcards; photographs; paper coated with gold, silver, or aluminum foil; heat-sensitive paper, such as cash register receipts; carbon paper; and so on)
- Other (wadded-up paper inside shoes and bags, shredder scraps, magazine supplement CD/DVD inserts, paper cartons lined with aluminum foil, etc.)



Pamphlets and flyers  
Wrapping paper

If the handles of the paper bag are made of a material other than paper, please treat the handles as **combustible garbage**.



Candy wrappers and tissue boxes  
(Please remove the plastic film and dispose of it as **combustible garbage**.)

Place these paper items in a paper bag.

Note: You can also put these paper items into a magazine and bundle them up with string in a crisscross fashion.

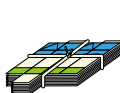
### ● Applicable Items for Collection

Containers holding 500 ml or more that are white on the inside and have the identifying "Paper Pack" mark.

(1) Wash, cut open and flatten, and dry/drain



(2) Bundle paper cartons (only) with string or place them in a paper bag.



Note: Separate these items from other used paper items, such as magazines.



### Glass Bottles

### Disposal Procedures

Empty bottles that contained beverages or food



Rinse the bottles out and place them in the designated yellow container.



Do not place bags in the container.

Note: Please remove the cap.

Metal caps → **Noncombustible garbage**  
Plastic caps → **Combustible garbage**

**The following items cannot be collected as recyclable resources. Please dispose of them as **noncombustible garbage**.**

- Bottles that contained oil
- Bottles that were filled with chemicals, such as pesticides or powerful drugs
- Glass items other than bottles (panes of glass, cups, heat-resistant glass products, etc.)
- Metal items other than cans, such as pots and kettles
- Cans other than those used to hold beverages and food, such as spray cans and gas cylinders



### Cans

### Disposal Procedures

Empty cans for beverages and food



Rinse the cans out and place them in the designated blue container.



Do not place bags in the container.

Note: Cans with metal caps may be disposed of with the caps left on.

Notes: 1. Containers may not be placed in the case of inclement weather, etc. 2. At garbage collection sites that do not have designated colored containers, place glass bottles and cans separately in a transparent or semitransparent bag so that the contents can be seen.

## Plastic Bottles

and

of the month

### Disposal Procedures

Remove the cap and label; rinse the inside; crush; make sure the inside is empty; **be sure to place items in a transparent or semi-transparent garbage bag so that the contents can be seen.**

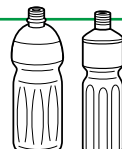


Plastic bottles bearing the PET mark as shown at left are recyclable.

- Notes: 1. Since items used for at-home medical treatment, such as injection needles (including pen-type injection needles) are dangerous, please do not place them in a plastic PET bottle before disposal.
2. Dispose of items without the identifying plastic PET mark and items with marks other than the abovementioned as **combustible garbage**.

**Note: Plastic bottles are not collected between the 29th and 31st of the month.**

- Please dispose of plastic bottles only on the collection days designated for plastic bottles.
- Please dispose of plastic bottles at collection boxes located at supermarkets, and public facilities whenever possible (see pages 3 through 6).



**The following items cannot be collected as recyclable resources. Please dispose of them as **combustible garbage**.**

- Plastic bottles that contained cooking oil
- Plastic bottles that contained spices
- Plastic bottles that stored contents other than food


















































































































































# Collection of Recyclable Resources by Supermarkets and Other Retail Stores

## List of Stores

Note: Please do not put household garbage (combustible or noncombustible garbage) in these collection boxes.

(As of June 2021)

Area	Store Name		Location	Independent Collection by Stores <sup>1</sup>					
				Plastic Bottle	Paper Carton	Styrofoam Tray	Aluminum Can	Returnable Bottle <sup>2</sup>	Transparent Plastic Food Container <sup>3</sup>
Setagaya	Ozeki	Ikejiri-ten	3-27-24 Ikejiri		 ★	 ★			
	Maruetsu	Nakazato-ten	2-26-20 Kamiuma			 ★			
	Maruetsu	Manaka-ten	3-17-10 Kamiuma			 ★			
	Odakyu OX	Kyodo-ten	2-1-33 Kyodo			 ★		Among the various beer bottles, the types that are sold in the shop and are designated in a list.	
	Odakyu OX	Chitose-funabashi-ten	4-18-39 Kyodo			 ★			
	Life	Kyodo-ten	5-32-6 Kyodo			 ★			
	Ozeki	Kyodo-ten	5-33-1 Kyodo			 ★			
	Summit Store	Sakura-ten	3-24-1 Sakura		 ★	 ★			
	Ozeki	Chitose-funabashi-ten	2-28-17 Sakuragaoka		 ★	 ★			
	Peacock Store	Sangenjaya-no-mori-ten	2-56-7 Sangenjaya		 ★	 ★		 (Beer bottles only)	
	Summit Store	Shimouma-ten	1-40-16 Shimouma		 ★	 ★			
	Ozeki	Kamimachi-ten	2-2-6 Setagaya		 ★	 ★			
	Summit Store	Shoinjinja-mae-ten	4-4-1 Setagaya		 ★	 ★			
	Tokyu Store	Sangenjaya-ten	4-1-1 Taishido			 ★		 (Only those sold at store)	 (Only FPCO trays)
	Seiyu	Sangenjaya-ten	4-24-8 Taishido						
	Summit Store	Daizawa-jujiro-ten	5-30-10 Taishido		 ★	 ★			
	Summit Store	Tsurumaki-dori-ten	4-19-9 Tsurumaki		 ★	 ★			
	Tokyu Store	Komazawa-dori Nozawa-ten	3-1-1 Nozawa			 ★ (Only those with PS mark)		 (Only those sold at store)	 (Excluding egg cases)
	Shinanoya	Nozawa-ten	3-37-11 Nozawa			 ★		 (Also collects bottles other than returnable bottles)	
	Summit Store	Nozawa-Ryuunji-ten	4-2-19 Nozawa		 ★	 ★			
	Ozeki	Nozawa-ten	4-24-1 Nozawa		 ★	 ★			
	Top	Wakabayashi-ten	4-1-5 Wakabayashi			 ★			
Kitazawa	Odakyu OX	Umegaoka-ten	1-31-31 Umegaoka			 ★		Among the various beer bottles, the types that are sold in the shop and are designated in a list.	
	Summit Store	Umegaoka-ten	1-41-1 Umegaoka		 ★				
	Keio Store	Daitabashi-ten	2-26-12 Ohara			 ★			
	Ozeki	Shimo-kitazawa-ten	2-9-5 Kitazawa		 ★	 ★			
	Peacock Store	Shimo-kitazawa-ten	2-25-21 Kitazawa					 (Beer bottles only)	
	Top Parque	Gotokuji-ten	1-23-16 Gotokuji			 ★		 (Only those sold at store)	
	Keio Store	Kitchen Court Sakurajosui-ten	5-29-52 Sakurajosui			 ★			
	Shinanoya	Daita Shokuhin-kan	1-34-13 Daita			 ★			
	Shinanoya	Wine-kan	1-42-1 Daita						
	Super Value	Setagaya Matsubara-ten	2-35-15 Matsubara			 ★			
	Seiyu	Shimo-takaido-ten	3-41-5 Matsubara						
Tamagawa	Co-op Mirai	Okusawa-ten	3-47-8 Okusawa		 ★	 ★			
	Ozeki	Kaminoge-ten	1-17-9 Kaminoge		 ★	 ★			
	Seiyu	Komazawa-ten	4-18-11 Komazawa						
	Seijo Ishii	Sakura-shinmachi-ten	2-17-16 Sakura-shinmachi						
	Life	Sakura-shinmachi-ten	2-23-1 Sakura-shinmachi			 ★			
	Peacock Store	Sakura-shinmachi-ten	2-37-12 Shinmachi						
	Co-op Mirai	Seta-ten	2-27-16 Seta		 ★	 ★			
	Tokyu Store	Futako-tamagawa Rise-ten	2-21-1 Tamagawa			 ★ (Only those with PS mark)		 (Only those sold at store)	
	Maruetsu	Futako-tamagawa-ten	3-39-30 Tamagawa			 ★			

Area	Store Name		Location	Independent Collection by Stores <sup>1</sup>					
				Plastic Bottle	Paper Carton	Styrofoam Tray	Aluminum Can	Returnable Bottle <sup>2</sup>	Transparent Plastic Food Container <sup>3</sup>
Tamagawa	Seijo Ishii	Todoroki-ten	2-39-24 Todoroki			★			 (Excluding egg cases)
	Super Value	Todoroki-ten	3-8-7 Todoroki			★			 (Excluding egg cases)
	Ozeki	Oyamada-ten	5-5-15 Todoroki		★	★			
	Kinokuniya	Todoroki-ten	7-18-1 Todoroki			★			
	York Mart	Nakamachi-ten	5-30-1 Nakamachi	★				 (Beer bottles only)	
	Summit Store	Fukasawafudo-mae-ten	4-33-6 Fukasawa		★	★			
	Summit Store	Fukasawa-sakaue-ten	5-24-23 Fukasawa		★	★			
	OK	Yoga-ekimae-ten	2-39-18 Yoga		★				
	Fuji	Yoga-ten	4-11-3 Yoga			★			
	OK	Shin-yoga-ten	4-21-1 Yoga	★	★				
Kinuta	Taguchi Foods		8-13-7 Kitami			★			
	Summit Store	Kitami-ekimae-ten	8-21-3 Kitami		★	★			
	Shinanoya	Kitami-ekimae-ten	9-2-7 Kitami			★			
	Summit Store	Kinuta-ten	1-1-2 Kinuta		★	★			
	Summit Store	Kinuta-Kanpachi-dori-ten	2-14-30 Kinuta		★	★			
	Ozeki	Kinuta-ten	6-29-3 Kinuta		★	★			
	Odakyu OX	Soshigaya-ten	8-10-1 Kinuta			★		Among the various beer bottles, the types that are sold in the shop and are designated in a list.	
	Summit Store	Seijo-ten	1-3-1 Seijo		★	★			
	Olympic	Seijo-ten	2-35-13 Seijo						
	OK	Seijo-ten	3-18-3 Seijo		★				
	Odakyu OX	Seijo-ten	6-5-34 Seijo			★		Among the various beer bottles, the types that are sold in the shop and are designated in a list.	
	Seijo Ishii	Seijo-ten	6-11-4 Seijo			★			
	Ozeki	Soshigaya Okura-ten	3-34-11 Soshigaya		★	★			
	Summit Store	Soshigaya-ten	2-15-8 Chitosedai		★	★			
	Summit Store	Chitosedai-ten	6-16-30 Chitosedai		★	★			
	Saeki	Kibogaoka Shokuhin-kan	6-26-8 Funabashi						
Karasuyama	Summit Store	Kami-kitazawa-ten	4-14-12 Kami-kitazawa		★	★			
	Ozeki	Hachimanyama-ten	4-35-4 Kami-kitazawa		★	★			
	Max Valu	Express Kita-karasuyama-ten	7-2-12 Kita-karasuyama						
	Foods Market Saeki	Kita-karasuyama-ten	7-22-6 Kita-karasuyama			★			
	Seijo Ishii	Rokakoen-ten	2-31-26 Minami-karasuyama			★			
	Summit Store	Roka Koen-ekimae-ten	2-35-6 Minami-karasuyama		★	★			
	Ozeki	Chitose-karasuyama-ten	4-12-7 Minami-karasuyama		★	★			
	Shimizuya	Karasuyama-ten	5-14-3 Minami-karasuyama			★			
	Life	Chitose-karasuyama-ten	5-32-1 Minami-karasuyama	★		★			
	Seiyu	Karasuyama-ten	6-4-22 Minami-karasuyama						

- There are also shops that collect items other than those mentioned, such as egg cartons and batteries. Please ask the shop for more information on the garbage types and disposal procedures.
- Bottles that can be reused (e.g., beer bottles)
- Colorless, transparent plastic containers used for fresh foods and processed foods

























































































★ Mark  
 Plastic bottles: Please dispose of them without crushing them.  
 Paper cartons: Paper cartons with an aluminum foil inner lining are also collected.  
 Styrofoam trays: Colored trays are also collected. (Shops without a ★ mark only collect white trays.)  
 The mark means that the shops collect the plastic bottle caps as well.

# Collection of Recyclable Resources at Public Facilities









































## List of Public Facilities

Inquiries: Operations Division, Waste Management Department, Tel: 03-6304-3267

(As of July 1, 2021)

Area	Facility Name	Location	By Collection Box			By Handing Items to Collection Staff	Used Small Household Appliances
			Paper Carton	Plastic Bottle	White Styro-foam Tray	Transparent Plastic Food Container, Colored and Patterned Styrofoam Tray, Used Cooking Oil	
Setagaya	Ikejiri Chiku Kaikan	2-3-11 Ikejiri				Collecting	
	Ikejiri Machizukuri Center	3-27-21 Ikejiri					
	Kamiuma Machizukuri Center	4-10-17 Kamiuma					
	Kyodo Chiku Kaikan	3-37-13 Kyodo				Collecting	
	Sakuragaoka Kumin Center	5-14-1 Sakuragaoka					
	Shimouma Machizukuri Center	4-13-4 Shimouma					
	Shimouma Chiku Kaikan	4-13-4 Shimouma				Collecting	
	Kamimachi Machizukuri Center	1-23-5 Setagaya					
	In front of Setagaya City Hall No. 3 Bldg.	4-22-33 Setagaya				Collecting	
	Taishido Kumin Center	1-14-20 Taishido				Collecting	
	Setagaya City Hall Sangenjaya Annex	2-16-7 Taishido					
	Taishido Shutchojo (Community Branch Office)	2-17-1 Taishido					
	Tsurumaki Kumin Center	1-26-11 Tsurumaki					
	Chuo Library (Education Hall)	3-16-8 Tsurumaki				Collecting	
	Day Home Tsurumaki	5-13-19 Tsurumaki					
	Day Home Nakamaru	3-25-10 Nozawa					
	Miyasaka Kumin Center	1-24-6 Miyasaka					
	Kyodo Shutchojo (Community Branch Office)	1-44-29 Miyasaka					
	Wakabayashi Machizukuri Center	1-34-2 Wakabayashi					
Kitazawa	Matsuzawa Machizukuri Center	5-31-5 Akatsutsumi				Collecting	
	Umegaoka Machizukuri Center	1-61-16 Umegaoka					
	Kitazawa Sogo Shisho (District Administration Office)	2-8-18 Kitazawa					
	Kitazawa Chiku Kaikan	3-3-10 Kitazawa				Collecting	
	Kitazawa-en	5-24-18 Kitazawa					
	Ikenoue Seishonen Kaikan (Youth Center)	2-37-18 Daizawa					
	Daizawa Machizukuri Center	5-1-15 Daizawa					
	Daizawa Chiku Kaikan	5-8-19 Daizawa				Collecting	
	Daita Kumin Center	6-34-13 Daita					
	Shin-daita Machizukuri Center	1-6-14 Hanegi					
	Matsubara Machizukuri Center	5-43-28 Matsubara					
	City Office Umegaoka Branch Office	6-3-5 Matsubara				Collecting	
Tamagawa	Okusawa Machizukuri Center	3-15-7 Okusawa					
	Former Okusawa Machizukuri Center	3-5-7 Okusawa				Collecting	
	Kuhonbutsu Machizukuri Center	7-35-4 Okusawa					
	Okusawa Chiku Kaikan	7-35-4 Okusawa				Collecting	
	Rest Home for Disabled Persons "Himawari-So"	5-24-18 Kami-Yoga					
	Komazawa Chiku Kaikan	3-13-5 Komazawa				Collecting	
	Fukasawa Machizukuri Center	4-33-12 Komazawa					
	Tamagawadai Kumin Center	1-6-15 Tamagawadai				Collecting	
	Tamagawa Sogo Branch	3-4-1 Todoroki				Collecting	
	Kaminoge Machizukuri Center	2-33-11 Nakamachi					
	Noge Town Corner Library	2-15-19 Noge					
	Fukasawa Kumin Center	4-33-11 Fukasawa				Collecting	
	Yoga Shutchojo (Community Branch Office)	2-29-22 Yoga					
	Eco Plaza Yoga	4-7-1 Yoga				Collecting	
9 a.m. to 5 p.m.; closed on Mondays (or Tuesday if Monday falls on a national holiday)							



Area	Facility Name	Location	By Collection Box			By Handing Items to Collection Staff	Used Small Household Appliances
			Paper Carton	Plastic Bottle	White Styro-foam Tray	Transparent Plastic Food Container, Colored and Patterned Styrofoam Tray, Used Cooking Oil	
Kinuta	Unane Chiku Kaikan	2-23-20 Unane				Collecting	
	Okamoto Fukushi Sagyo Home	2-33-24 Okamoto					
	Kamata Kumin Center	3-35-1 Kamata				Collecting	
	Kitami Machizukuri Center	5-11-10 Kitami				Collecting	■
	Kinuta Machizukuri Center	5-8-18 Kinuta				Collecting	
	Kinuta Sogo Shisho (District Administration Office)	6-2-1 Seijo					■
	Kinuta Library	3-10-4 Soshigaya				Collecting	
	Soshigaya Machizukuri Center	4-1-23 Soshigaya					
	Recycle Chitosedai	1-1-5 Chitosedai				Collecting	■
	10 a.m. to 4 p.m.; closed on Mondays (or Tuesday if Monday falls on a national holiday)						
Karasuyama	Funabashi Machizukuri Center	4-3-2 Funabashi					
	Roka Home	2-23-1 Kasuya					
	Kasuya Kumin Center	4-13-6 Kasuya				Collecting	
	Kami-kitazawa Home	1-28-17 Kami-kitazawa					
	Kami-kitazawa Chiku Kaikan	2-1-3 Kami-kitazawa				Collecting	
	Kami-kitazawa Kumin Center	3-8-9 Kami-kitazawa					
	Kami-kitazawa Machizukuri Center	4-32-9 Kami-kitazawa					
	Kami-soshigaya Machizukuri Center	2-7-6 Kami-soshigaya				Collecting	
	Kami-soshigaya Pal Jidokan	4-5-6 Kami-soshigaya					
	Kita-karasuyama Chiku Kaikan	9-25-26 Kita-karasuyama				Collecting	
	Karasuyama Kumin Center	6-2-19 Minami-karasuyama					
	Karasuyama Sogo Shisho (District Administration Office)	6-22-14 Minami-karasuyama					■




Notes: 1. The collection hours vary depending on the facility.

2. Stores may stop collecting or may change the collection location due to renovation, etc. Please see the city's website for more information.

## By Collection Box

A collection box is located in public facilities.

Note: Paper cartons and white Styrofoam trays are collected at Eco Plaza Yoga (during business hours) and at Recycle Chitosedai (on a 24-hour basis).

Item	Description	Disposal Procedures
Paper cartons 	Items that are white inside	Rinse lightly, cut open, and dry.
Plastic bottles 	Items for beverages or seasonings	Remove the cap and label, rinse lightly, and crush flat.
White Styrofoam trays 	Items that are entirely white and made of Styrofoam	Remove the wrapping and stickers, rinse lightly, and dry.

Notes: 1. Any items that are dirty should be disposed of as combustible garbage.

2. Please take home the containers or bags with which you brought the recyclable resources.

3. The caps of plastic bottles are collected at Eco Plaza Yoga and Recycle Chitosedai. Also, there are some private cooperative organizations and stores collecting the caps. Please call us or see the city's website for more information.

## Used Small Household Appliances

Some public facilities provide a dedicated collection box for the small household appliances listed below, which may contain valuable metals (e.g., rare metals) at a high level.

### Eligible 12 Items:

1. Cell phones (including smartphones)
2. Tablet terminals (excluding PCs)
3. Digital cameras
4. Portable music players
5. IC recorders
6. Electronic dictionaries
7. Calculators
8. Portable game machines
9. Portable video cameras
10. Portable car navigation systems
11. Telephones (excluding those with fax functions)
12. Cord items

Notes: 1. The collection box slot is 10 cm long x 25 cm wide. This excludes Large-sized garbage items.

2. Please delete all personal information from the device before disposal.

3. Please tie cord items in a knot before disposal.



## Liquid items cannot be disposed of as garbage!

If there is liquid remaining in containers, such as plastic containers, please remove the liquid before taking the container to the collection site. If there is a small amount of liquid, please absorb the liquid with cloth or other such material, and dispose of the cloth as combustible garbage before disposal (This excludes hazardous items, such as medicine or chemicals).

# Combustible Garbage

and

### Disposal Procedures

Place items in a container (90 liters or less) with a lid, or in a transparent or semitransparent bag so that the contents can be seen. Note: If plastic or wooden items contain metal parts (such as a hanger), dispose of it according to the rules for whichever material is more voluminous. Please remove the metal parts if they can be separated safely and easily.

### Kitchen Scraps, Paper Scraps, Wood and Tree Scraps, Etc.

Kitchen scraps



Drain completely.

Small amounts of wood, branches, and leaves



Items should be 10 cm in thickness and 50 cm in length or smaller.

Clothes



Stockings, etc. (including synthetic fibers)

Diapers



Note: Please dispose of human waste in the toilet.

Paper that cannot be disposed of as recyclable resources (heat-sensitive paper and other paper scraps, photographs, etc.)



### Plastic Items

Tubes



Bento boxes and other food containers



Containers for shampoo, detergent, etc.




Make sure the containers are empty!

Food containers



Retort pouches, food wrap, film, etc.



Medical plasters and bandages



Plastic toys



(Note: items with electronic parts should be disposed of as noncombustible garbage)

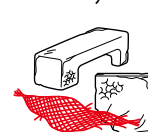
Snack bags



Videotapes, DVDs, CDs, MDs, etc.



Nets and styrofoam



Other plastic items



Desiccants and refrigerants

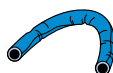


### Rubber and Leather Items

Rubber and leather shoes



Rubber hoses



(cut into pieces 50 cm or shorter)

Briefcases/handbags



(items 30 cm or less in length)

Other items, such as belts and wallets



# Noncombustible Garbage

and

of the month

### Disposal Procedures

Place items in a container (90 liters or less) with a lid, or in a transparent or semitransparent bag so that the contents can be seen. Notes: 1. Dispose of fluorescent lights, light bulbs, and sharp items (such as glass and knives) in their original packaging or wrap them in thick paper and label them "キケン" (dangerous) so that collection workers will not be injured. 2. For disposing of thermometers and manometers containing mercury, call your local Waste Collection Office. 3. Take used rechargeable batteries, such as mobile batteries, to recycle-cooperating shops.

### Glass and Ceramic Items



Glass



Ceramic Items



Mirrors

(measuring 30 cm or less per side)

Note: Wrap sharp items, such as broken glass, in newspaper and label it "キケン" (dangerous).

### Spray Cans, Gas Cylinders, Lighters (place these items in a separate bag)



Note: Please be sure these items are empty of their contents before disposal. Place them in a bag separate from other noncombustible garbage, and label the bag "スプレー缶" (spray cans), "ライター" (lighters), etc.

### Fluorescent Light Bulbs, Light Bulbs



Note: Place these items in their original packaging, etc., so that they are not broken.



### Batteries



Dry-Cell Batteries



Coin-Shaped Batteries (CR- and BR-type batteries)

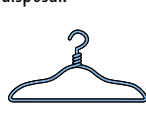
Note: Take used button-type batteries to the "Button-type Battery Collection Can" located at recycle-cooperating shops.

### Small Household Appliances and Metal Items

Small household appliances, items made of metal, knives, wire hangers, extension cords, electric chargers, pots, kettles, etc. (measuring 30 cm or less per side [excluding handles or hilts])



Please cut the cord and tie it in a knot before disposal.




### Others

Disposable pocket-warmers



Aluminum foil



Note: Noncombustible garbage is not collected between the 29th and 31st of the month.

## Items Not Accepted at Collection Sites

**Large-sized garbage (items measuring more than 30 cm per side):** Furniture/bedding, bicycles, electrical appliances, etc.

These items are collected on a reservation-only basis, and fees are charged. Please arrange pickup by telephone or online.

To apply: **Call the Setagaya Large-sized Garbage Receiving Center (Tel: 03-5715-1133).** \* In English, Chinese, Korean, Portuguese and Spanish

Hours: Monday through Saturday (including national holidays, except between December 29 and January 3), 8 a.m. to 9 p.m.

Online: Application can be made from the Setagaya City website. [On-line Registration Procedures/Service/Open Data](#) → [Large-sized Garbage Receiving Center](#) (on a 24-hour basis year-round)

Application can also be made by cell phone or smart phone.

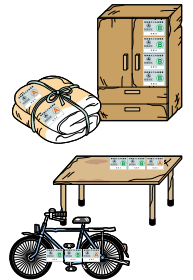
- Disassembled items such as cabinets, cupboards and carpets are also considered large-sized garbage. The handling fee is the same.
- To avoid problems involving "free garbage collection trucks" that make the rounds of neighborhoods while playing an announcement over a loudspeaker, please apply at the Setagaya Large-sized Garbage Receiving Center for collection of large-sized garbage.

You can bring items directly to the center on Saturdays and Sundays. Please arrange this in advance with the Setagaya Large-sized Garbage Receiving Center. Note: Applications are also accepted via the Internet.

No. of items: Up to 10 items each time

Handling fee: Half the price charged for collection by truck (minimum ¥200).

The collection site for items brought in directly is the Funabashi Large-sized Garbage Station (7-21-15 Funabashi). Note: You will be informed of details, such as the location of the waste station, when you apply.



## Items the City Does Not Collect

**Air conditioners, TVs, washing machines/clothes dryers, refrigerators (including mini fridges and electric cooling/heating boxes but excluding low-temperature rice stockers)/freezers, and other items subject to the Home Appliance Recycling Law**

- Ask the appliance retailer where you purchased your appliance or the shop where you are buying a replacement to handle your old appliance. Alternatively, please contact the Home Appliance Recycling Center.

**Until May 28, 2022**

### Home Appliance Recycling Center

Tel: 03-5296-7200 (in Japanese or English only)

Reception Hours: Monday through Saturday (Open on national holidays as well), 8:00 a.m. to 5:00 p.m.

Application via the Internet: <https://kaden23rc.tokyokankyo.or.jp/>



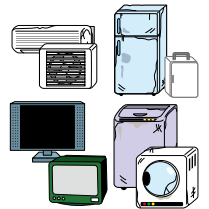
**From May 30, 2022**

### Home Appliance Recycling Center

Tel: 0570-087200 (Navi-Dial; in Japanese or English only)

Reception Hours: Monday through Friday (Closed on national holidays), 9:00 a.m. to 5:00 p.m.

Application via the Internet: <https://kaden23rc.jp/>



- You can also take your item directly to the collection site designated by the manufacturer (in this case, you only need to pay the recycling fee). For details, please contact the Home Appliance Recycling Ticket Center below or visit the center's website.

Inquiries about Recycling Fees and Collection Sites Designated by Manufacturers Home Appliance Recycling Ticket Center, Tel: 0120-319640 <https://www.rkc.aeha.or.jp/>

**Household PCs, peripherals and accessories:** Desktop computers, laptops, displays, etc.

**Collection by the manufacturer** Please arrange pickup with the manufacturer.

- Notes:
- You will not be charged collection and recycling fees for items with the PC recycle identifying mark.
  - Accessories accompanying the PC at the time of purchase—such as mice, keyboards, speakers and cables—can also be picked up.
  - Please contact the PC3R Promotion Association (Tel: 03-5282-7685) when the maker of your personal computer cannot be readily identified.

**Collection by delivery service** Please arrange pickup with Renet Japan Recycle Co., Ltd., which is contracted by the city.

- Notes:
- You can apply for pickup online (<https://www.renet.jp/>). Delivery service company staff will visit your home to collect the item(s) according to the time and day you arrange.
  - If your items include the main body of a computer, you can dispose of one boxful free of charge. However, if you are disposing only accessories, such as a display screen or printer, you must pay a collection fee.
  - There are also data deletion services and collection services for small electric appliances; fees are charged. Please see the Renet Japan Recycle website for more details.



リネットジャパン 検索  
<https://www.renet.jp/>

**Items that are difficult for the local government to handle:** Fire extinguishers, tires, batteries, paint, oils and petroleum products, chemicals (such as pesticides and powerful drugs), pianos, heat-resistant safes, rocks, sand, dirt, bricks, tiles, drywall, products containing asbestos, injection needles for use in medical treatment\*, etc.

Setagaya City does not collect hazardous items or items that are subject to regulations issued by manufacturers. Please ask the manufacturer of the item, the retail outlet where you purchased it, or a specialized company to handle your item. If you need more information about these specialized companies, please call your local Waste Collection Office.

\* For disposal of injection needles used for home care, Please consult your family doctor or the pharmacy where you purchased them.



Note: Tile carpets not included.

## Information is available online about garbage and recycling:

Setagaya City website

→ Life in Setagaya (Recyclable Resources and Garbage)



→ Recyclable Resources and Garbage

→ Recyclable Resources and Garbage Collection Schedule

## Inquiries (in Japanese only):

Operations Division, Waste Management Department:

Setagaya Waste Collection Office (Setagaya and Kitazawa areas):

Tamagawa Waste Collection Office (Tamagawa area):

Kinuta Waste Collection Office (Kinuta and Karasuyama areas):

Tel: 03-6304-3297, Fax: 03-6304-3341

Tel: 03-3425-3111, Fax: 03-3425-8381

Tel: 03-3703-2638, Fax: 03-3704-7096

Tel: 03-3290-2151, Fax: 03-3290-2171